

Kupo wind-up stands are constructed by chrome plated steel with geared column that enable a single operator to raise and lower heavy loads safely with just turn of a handle. Both risers extend simultaneously at one elevation of 4.4cm by per handle turn. The unique automatic self-locking mechanism is equipped to prevent the light stand from dropping unexpectedly making the operation safer.



Auto Self-Locking device stop unexpected drop-off, and make operation safer. **(PATENTED)**

Lock position

The safety pin will auto insert to the holey tube when wind-up.



Unlock position

The inside spring will bring the safety pin back.



Velcro is supplied to fasten the legs for better storage and transportation.



Top section tube can be adjusted by stepping on foot step.



483-BP Base Plate
Set for three available with 481,482, 483T, 470 stands.



Features of Wind-up stand :

The stand top mounted by a steel bolt through the top tube that offers most sturdy and solid assembly.



The tension of break shoe can be adjusted with Allen wrench.



The wind-up handle should be inserted in between center pole and legs to prevent the tube falling suddenly.



Leveling legs should be set into horizontal at leaning location.



Bright color warning sticker for safety operation.



Casters are optional for easily moving the stand. The stand foot is rugged zinc-casting. Dia.: 100mm with brake and M10 attachment. A set is for three (KC-100).



483T 3 SCT Wind-Up Stand w/Auto Self-Locking Device Silver
483T-J Japanese Type Silver

 181cm 71.3"	 380cm 149.7"	 22.4kg 49.4lbs	 V / VJ
 128cm 50.4"	 30kg 66.1lbs	 KC-100 (Optional)	

3 sections.
 Dia.: 55mm, 45mm, 38mm
 Leg dia.: 30mm
 2 risers extend simultaneously at one elevation of 4.4cm per handle turn.
 Safety cable ensures simultaneous retrieval of all sections.
 Chrome plated steel stand w/geared column.
 With 1 leveling leg



483BT 3 SCT Wind-Up Stand w/Auto Self-Locking Device Black
483BT-J Japanese Type Black

 181cm 71.3"	 380cm 149.7"	 22.4kg 49.4lbs	 V / VJ
 128cm 50.4"	 30kg 66.1lbs	 KC-100 (Optional)	

3 sections.
 Dia.: 55mm, 45mm, 38mm
 Leg dia.: 30mm
 2 risers extend simultaneously at one elevation of 4.4cm per handle turn.
 Safety cable ensures simultaneous retrieval of all sections.
 Powder coated steel stand w/geared column.
 With 1 leveling leg

484 Heavy Duty Wind-Up Stand with Braked Caster

3 sections., Dia.: 70mm, 60mm, 50mm, Leg dia.: 35mm,
2 risers extend simultaneously at one elevation of 4.4cm per handle turn







Top 2 sections: Chrome plated steel

Center tube & legs: Stainless steel

With 1 leveling leg

With Auto Self-Locking Device

With Braked Caster

 196cm 77.2"	 386cm 152"	 39kg 86lbs
 180cm 70.9"	 80kg 176.3lbs	 28mm 1-1/8"



Auto Self-Locking Device
stop unexpected drop-off,
and make operation safer



Industry 6" braked caster with
angle adjustable plate allows
484 to stably stand on the
ground when the caster is
removed.



28mm socket with
3 side holes for
wind bracing kit



Solid and strong
handle with slip-
free design offer
excellent operation.



Larger foot step
with skidproof
texture design



U-shaped struts
are made of
stainless steel for
extra stability and
safety.

482T 2 SCT Wind-Up Stand

L 165cm 65" **H** 245cm 96.5" **W** 18.5kg 40.8lbs

max 128cm 50.4" **max** 45kg 99.2lbs **T** V

 KC-100 (Optional)

1 riser, 2 sections.
 Elevation: 2.2cm per handle turn
 Dia.: 55mm, 45mm
 Leg dia.: 30mm
 With 1 leveling leg
 Auto Self-Locking device
 Chrome plated steel with geared column



481 2 SCT Wind-Up Followspot Stand

L 110cm 43.3" **H** 145cm 57.1" **W** 13.5kg 29.8lbs

max 110cm 43.3" **max** 50kg 110.2lbs **T** V

 KC-100 (Optional)

1 riser, 2 sections.
 Elevation: 2.2cm per handle turn
 Dia.: 55mm, 45mm
 Leg dia.: 30mm
 With 1 leveling leg
 Auto Self-Locking device
 Chrome plated steel with geared column

470 Followspot Stand

L 109cm 43" **H** 147cm 57.9" **W** 8.7kg 19.2lbs

max 110cm 43.3" **max** 40kg 88.2lbs **T** V

 KC-100 (Optional)

1 riser, 2 sections.
 Dia.: 50mm, 40mm
 Leg dia.: 30mm
 With 1 leveling leg
 Chrome plated centrepole
 memory collar